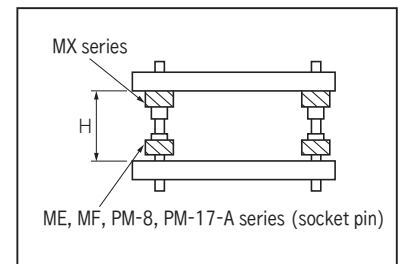


Super-small terminal for two-tiered installation (Pitch: 1.27, 1.778, 2.0, 2.54 mm)

MX series (10pcs/pack)

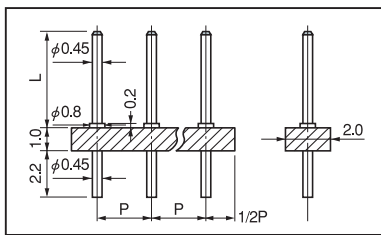
- This is used for mounting PC boards by two-tiered installation.
- Four types: with a pitch of 1.27 mm, 1.778 mm, 2.0 mm, and 2.54 mm, are available.
- Material
 - Resin part: PCT resin black (UL94V-0),
 - PPS resin black (UL94V-0) (MX-17 series only)
 - Pin: Phosphor bronze, Finish: Gold plating over nickel base
- Rated current: 2A
- Insulation resistance: 500M Ω or over
- Withstand voltage: 1000V AC, DC
- 700V AC, DC (MX-1 series)
- Operating temperature range: - 40 to + 125°C
- Printed board fitting hole diameter: φ 0.6
- Adaptive socket: ME, MF series



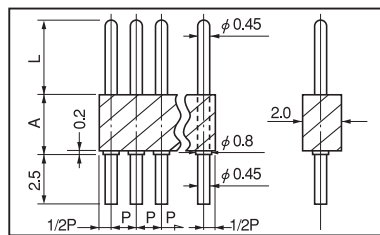
How to order:

MX-1-1-10P

Please fill in the number of poles.
(If the number is not specified, we will deliver the part of the maximum number of connection.)




MX- □ -0 to MX- □ -4



MX- □ -5 to MX- □ -10

Example of usage



Part No.	L	P	Maximum number of pins connected	H	Adaptive socket pin
MX-1-0	3.0	1.27	40	-	-
MX-1-1	3.7	1.27	40	5.65	ME-1-1, ME-10-1
MX-1-2	4.4	1.27	40	6.05	//
MX-1-3	4.9	1.27	40	6.55	//
MX-1-4	5.4	1.27	40	7.05	//
MX-2-0	3.0	1.778	30	-	-
MX-2-1	3.7	1.778	30	3.7	ME-2-1
MX-2-2	4.4	1.778	30	4.0	//
MX-2-3	4.9	1.778	30	4.5	//
MX-2-4	5.4	1.778	30	5.0	//
MX-20-0	3.0	2.0	50	-	-
MX-20-1	3.7	2.0	50	5.4	PM-8, PM-80
MX-20-2	4.4	2.0	50	6.1	//
MX-20-3	4.9	2.0	50	6.6	//
MX-20-4	5.4	2.0	50	7.1	//
MX-3-0	3.0	2.54	20	-	-
MX-3-1	3.7	2.54	20	3.7	ME-3-1, MF-3-1
MX-3-2	4.4	2.54	20	4.0	//
MX-3-3	4.9	2.54	20	4.5	//
MX-3-4	5.4	2.54	20	5.0	//

Part No.	L	A	P	Maximum number of pins connected	H	Adaptive socket pin
MX-1-5	3.8	3.0	1.27	40	7.45	ME-1-1, ME-10-1
MX-1-6	3.8	3.5	1.27	40	7.95	//
MX-1-7	3.8	4.0	1.27	40	8.45	//
MX-1-8	3.8	4.5	1.27	40	8.95	//
MX-1-9	3.8	5.0	1.27	40	9.45	//
MX-1-10	4.3	5.0	1.27	40	9.95	//
MX-17-5	3.8	3.0	1.778	32	5.5	PM-17-A
MX-17-6	3.8	3.5	1.778	32	6.0	//
MX-17-7	3.8	4.0	1.778	32	6.5	//
MX-17-8	3.8	4.5	1.778	32	7.0	//
MX-17-9	3.8	5.0	1.778	32	7.5	//
MX-3-5	3.8	3.0	2.54	20	5.5	ME-3-1, MF-3-1
MX-3-6	3.8	3.5	2.54	20	6.0	//
MX-3-7	3.8	4.0	2.54	20	6.5	//
MX-3-8	3.8	4.5	2.54	20	7.0	//
MX-3-9	3.8	5.0	2.54	20	7.5	//

The dimension H indicates the distance between the printed boards when combining MX series with ME, MF series, PM-8 or PM-17-A