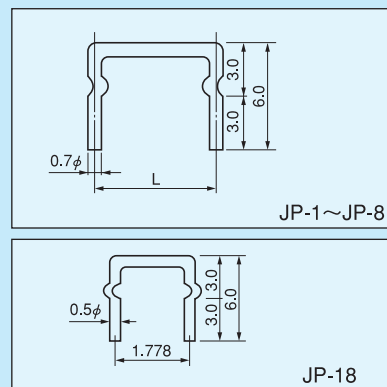


Jumper wire [JP series] (1000pcs/pack)

- This is used for a jumper on the one-sided board and for a short on a circuit.
- As this can be set above a PC board, there is no problem when a pattern is going through on a part surface.
- This can be also used for holding X' TAL.
- Material: Phosphor bronze ϕ 0.7 (JP-1 to JP-8)
Phosphor bronze ϕ 0.5 (JP-18)
- Finish: Tin plating over nickel base
- Rated current: 3A
- Printed board fitting hole diameter:
 ϕ 0.8 (JP-1 to JP-8)
 ϕ 0.6 (JP-18)




Part number	L (mm)
JP- 1	7.62
JP- 2	12.5
JP- 3	2.54
JP- 4	5.08
JP- 5	10.16
JP- 6	15.24
JP- 7	17.78
JP- 8	20.32
JP-18	1.778




Connected jumper wire [MC series] (10pcs/pack)

- Jumper wire is connected with a pitch of 1.27 mm or 2.54 mm.
- When there are multiple jumpers, the work can be done at one time.
- We will cut to the desired number of poles and deliver.
- Material Resin part: PCT black (UL94V-0)
Pin part: Phosphor bronze
- Finish Pin part: Gold plating over nickel base
- Printed board fitting hole diameter: ϕ 0.6 to ϕ 0.8
- Rated voltage: 250V AC, DC
- Rated current: 2A
- Insulation resistance: 500M Ω or over
- Withstand voltage: 700V AC, DC per minute (MC-1 series)
1000V AC, DC per minute (MC-3 series)
- Operating temperature range: -40 to +125°C



Example usage



How to order:

MC-1-0.1-10P



The required number of poles
(If the number is not specified, we will deliver the part of the maximum number of connection.)

Part number	A	B	C	P	Maximum number of connection
MC-1-0.1	1.0	2.54	3.5	1.27	40
MC-3-0.1	1.0	2.54	3.5	2.54	20
MC-1-0.2	2.8	5.08	3.5	1.27	40
MC-3-0.2	2.8	5.08	3.5	2.54	20
MC-1-0.3	4.8	7.62	4.5	1.27	40
MC-3-0.3	4.8	7.62	4.5	2.54	20

