

Wrapping terminal for surface mounting (connected type) [HWP-20P series] (10pcs/pack)


- This wrapping terminal can stand on a surface mounting board.
- 20 pins are connected with a pitch of 2.54 mm.
- Please cut them to any number of poles.
- By inserting / pulling out the jumper socket [JS-1], this terminal can be used as a substitute for a switch.
- Operating temperature range: -40 to +125°C
- Material

Pin part: Brass
Resin part: PPS black (UL94V-0)

• Finish:


Part number	Finish
HWP-20P-G	Gold plating over nickel base
HWP-20P-S	Tin plating over nickel base

- Rated current: 3A
- Insulation resistance: 500MΩ or over
- Withstand voltage: 1000V AC, DC per minute

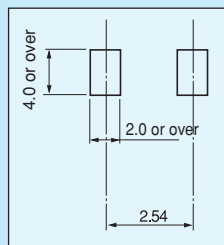


■ Example of usage

- When JS-1 is used



■ Recommended fitting land



■ How to order

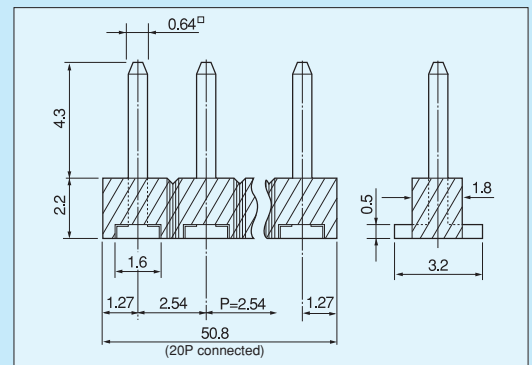
HWP-5P-G

↑ Please fill in the desired number of poles.
(If the number is not specified, we will deliver the part of the maximum number of connection, 20P.)

- Please purchase HWP-2P, 3P series if you need -2P or -3P.

■ Instructions for mounting

In the case that a warpage occurs on the resin part during reflow because many pins are connected for use, apply an adhesive to several places.




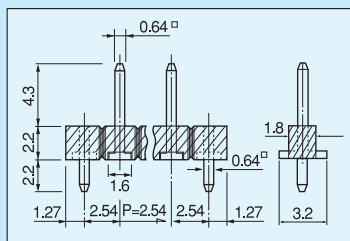
Wrapping terminal for surface mounting (connected type) (with placement pin) [HWRP series] (10pcs/pack)

- This terminal has a placement pin that allows easy positioning of the wrapping terminal for surface mounting described above.
- Placement pin material: Phosphor bronze 0.64mm
- Fitting hole diameter: φ 1.0
- We will deliver it with the desired number of poles.

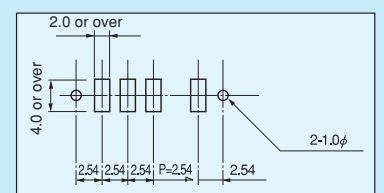
■ How to order

G: Gold plating over nickel base
S: Tin plating over nickel base
HWRP-10P-G

↑ Please fill in the desired number of poles.
(The number of poles does not include the placement pin.)
There are 10 valid wrapping pins and placement pins on the both sides. (Maximum number: 18P)



■ Recommended fitting land



* Soldering is not required for the placement pins.

■ Instructions for mounting

In the case that a warpage occurs on the resin part during reflow because many pins are connected for use, apply an adhesive to several places.

For surface mounting